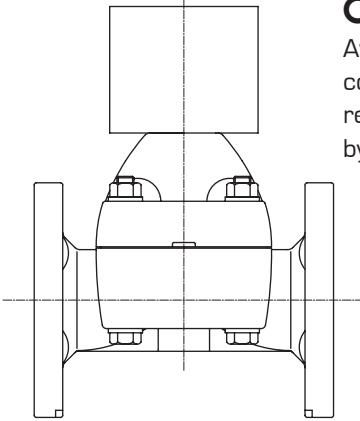


# Options

# Diaphragm Valves

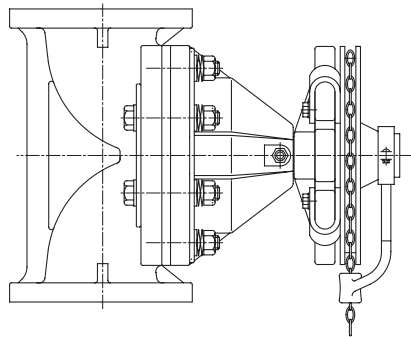
## Operating Nuts

Available in 2" square configuration. Used for remote operation of a valve by a wrench.



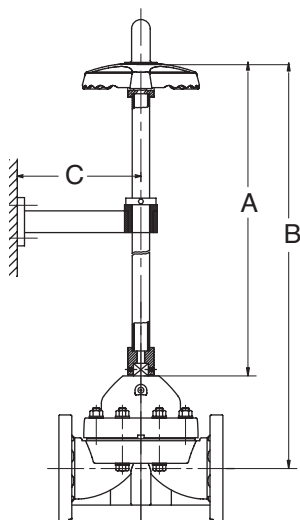
## Locking Handles

To prevent unauthorized operation, the valve handwheel can be pad-locked in the open or closed position.



## Chain Operators

Installed on the round handwheel of a valve in overhead, out-of-reach locations. The valve is operated by pulling on the chain.

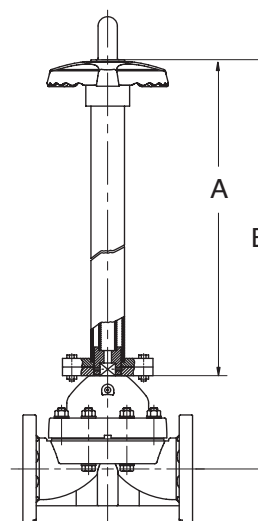


## Single Stem Extensions

The valve handwheel can be extended from the valve for out-of-reach locations by a single extension. Support is required under the handwheel to prevent side movement.

PATENTED WALL SUPPORT

**Style**  
DV-B



## Two-Piece Stem and Housing

For buried or submerged applications. A PVC housing surrounds the extended stem for protection from an aggressive environment, or to function as a box.

**Style**  
DV-A

All stem extension tolerances +/- 1 inch

**Please use Stem Extension Work Sheet on Page 23 when ordering any stem extension**