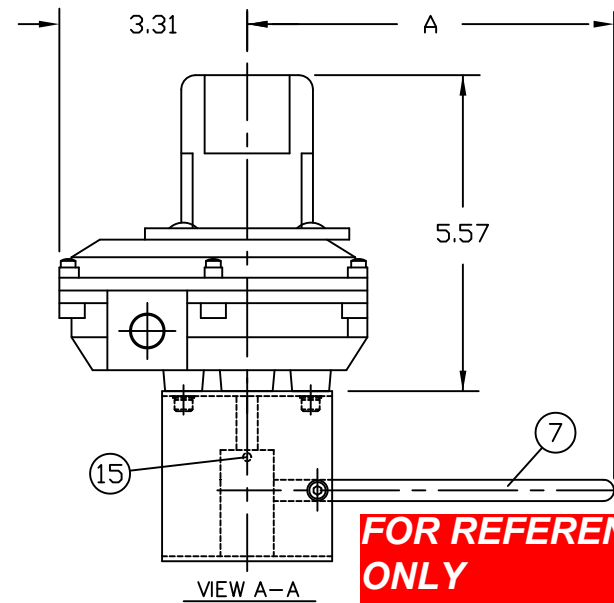
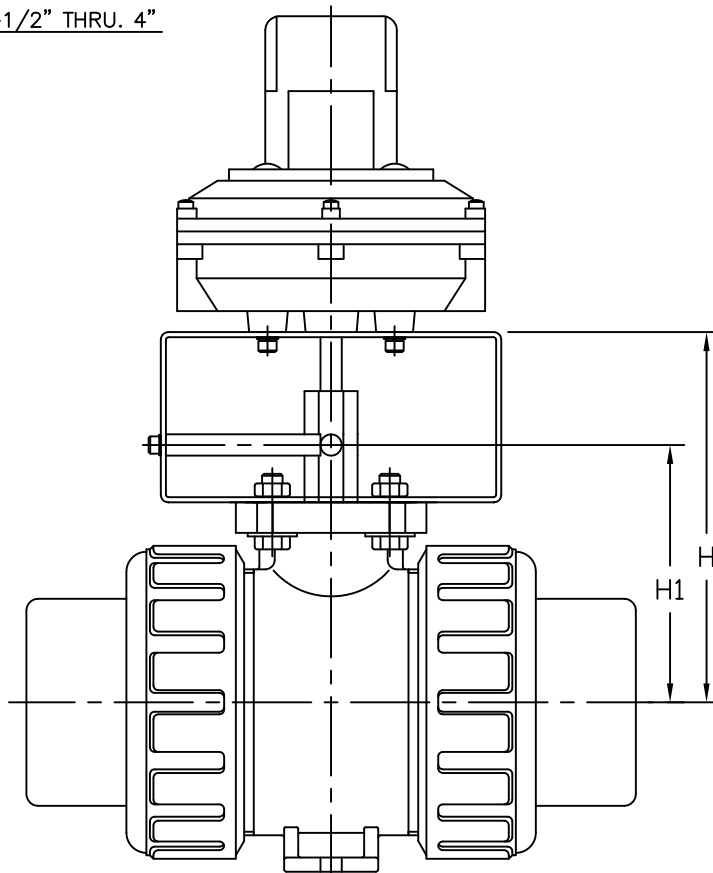
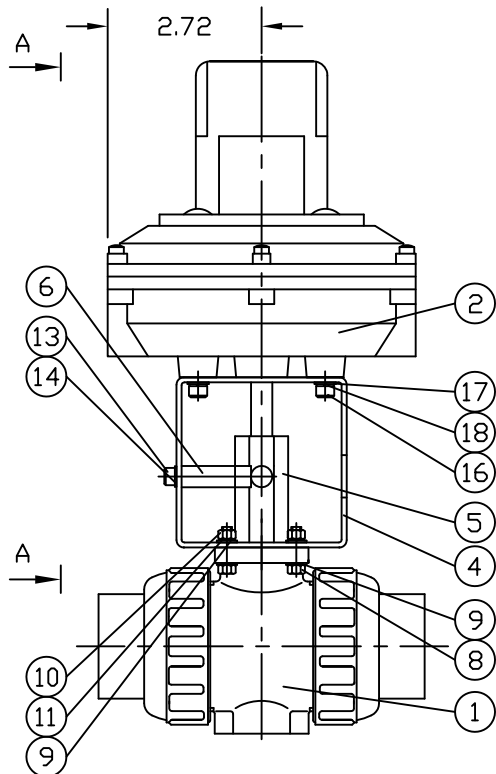
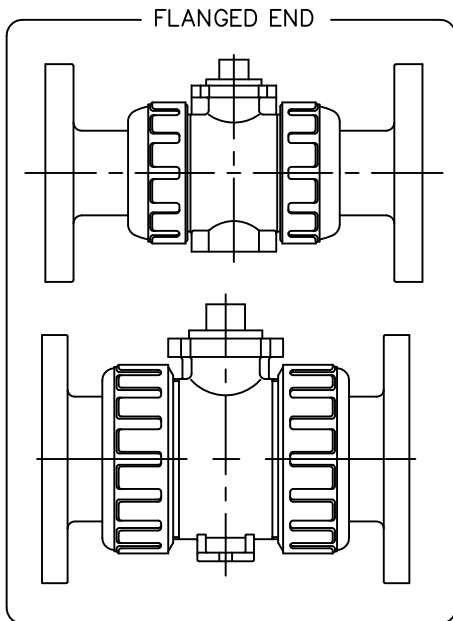


1/2" THRU. 2"

2-1/2" THRU. 4"



**FOR REFERENCE ONLY  
ASAHI/AMERICA**



**NOTE:**

- 1) WESTLOCK LIMIT SWITCH BOX IS AVAILABLE IN NEMA IV OR NEMA VII ENCLOSURE
- 2) FOR SIZES 1/2" THRU 1" USE:  
BOLT M5x.8-20LG, NUT M5x.8, WASHER 5
- FOR SIZES 1-1/2" THRU 2" USE:  
BOLT M6x1.0-25LG, NUT M6x1.0, WASHER 6
- FOR SIZES 2-1/2" THRU 3" USE:  
BOLT M8x1.25-35LG, NUT M8x1.25, WASHER 8
- FOR SIZES 4" USE:  
BOLT M10x1.5-35LG, NUT M10x1.5, WASHER 10

UNIT: INCH

VALVE SIZE	H	H1	A
1/2"	4.18	2.57	6.08
3/4"	4.44	2.66	6.08
1"	4.71	2.93	6.08
1-1/4"	5.07	3.34	6.43
1-1/2"	5.40	3.67	6.57
2"	5.85	4.12	6.57
2-1/2"	6.35	4.72	10.05
3"	6.70	5.20	10.05
4"	7.96	6.41	10.18

NOTE. The shape and appearance of assembly differ a little with nominal size compared to this drawing.

18	LOCK WASHER (5/16)	4	STAINLESS STEEL 303
17	FLAT WASHER (5/16)	4	STAINLESS STEEL 303
16	BOLT (5/16-18 0.5LG)	4	STAINLESS STEEL 303
15	SET-SCREW (10-32 0.25LG)	2	STAINLESS STEEL 303
14	FLAT WASHER (FOR SIZE 1/2" THRU. 2" : 10-32) (FOR SIZE 2-1/2" THRU. 4" : 3/8)	1	STAINLESS STEEL 303
13	BOLT (FOR SIZE 1/2" THRU. 2" : 10-32x0.5) (FOR SIZE 2-1/2" THRU. 4" : 3/8-11x0.5)	1	STAINLESS STEEL 303
11 <sup>2)</sup>	LOCK WASHER	4	STAINLESS STEEL 303
10 <sup>2)</sup>	NUT	4	STAINLESS STEEL 303
9 <sup>2)</sup>	FLAT WASHER	8	STAINLESS STEEL 303
8 <sup>2)</sup>	BOLT	4	STAINLESS STEEL 303
7	HANDLE	1	STAINLESS STEEL 303
6	STAND-OFF	1	STAINLESS STEEL 303
5	COUPLING	1	STAINLESS STEEL 303
4	MOUNTING BRACKET	1	STAINLESS STEEL 303
2 <sup>D</sup>	LIMIT SWITCH BOX	1	ENG RESIN / OTHER
1	BALL VALVE TYPE 21	1	PVC,PP,CPVC,PVDF
ITEM	DESCRIPTION	QTY	MATERIAL

THIS DRAWING AND ALL INFORMATION HEREON IS THE PROPERTY OF ASAHI/AMERICA. ANY COPYING, REPRODUCTION OR UNAUTHORIZED USE IS FORBIDDEN WITHOUT WRITTEN CONSENT.

	NAME	DATE
DR	NORIMITSU KAI	8/13/08
APPD	D.HURLEY	8/20/08
PROD		
WO#/SO#		
FILE		

**ASAHI/AMERICA**

ISO 9001 CERTIFIED  
35 GREEN STREET, P.O. BOX 653, MALDEN, MA.



BALL VALVE TYPE 21  
MANUAL LIMIT SWITCHES  
1/2" THRU. 4"

SIZE	A	DWG. NO.	0045BV	REV	B
SCALE	NTS		SHEET 1 OF 1		